

goondir health services

REPORT CARD

2025-26

better health, better living, longer life

Acknowledgement

Goondir Health Services acknowledges the Traditional Custodians of the lands on which we live, work and provide care. We pay our respects to Elders past and present and honour the continuing connection of Aboriginal and Torres Strait Islander peoples to country, culture and community.

Copyright © 2026
Goondir Health Services
ABN 28 532 578 379

This Report Card may include content that pays tribute to individuals who may be deceased. We wish to express our deepest respect to the individuals and their loved ones of those remembered in this report and acknowledge their contributions to the community.

QUALITY ACCREDITATION CERTIFICATION

Institute for Healthy Communities (IHCA), Certificate # QMS 0137 (AS/NZS ISO 9001:2015)
AGPAL Accredited General Practice, Dalby Practice Id # GP3516
AGPAL Accredited General Practice, St George Practice Id # GP6830
AGPAL Accredited General Practice, Oakey Practice Id # GP9968
AGPAL Accredited General Practice, Chinchilla Practice Id # GP12795
Qld Dept of TMR, Transport Operator Accreditation Certificate # 900580644
Quality Assurance for Aboriginal & Torres Strait Islander Medical Services (QAAMS)

While every effort has been made to ensure the accuracy of the data presented, Goondir or its contractors are not liable for any misinformation that may arise from the use of these sources.

The terms 'A&TSI' or First Nations or 'Indigenous' are used throughout the entire report in a deliberate effort to maintain conciseness. It is important to note that these terms collectively refer to Aboriginal and/or Torres Strait Islander people, and their usage is intended with utmost respect.

All rights are reserved. No part of this report card may be reproduced, stored in a retrieval system, or transmitted, in any form or by any means, electronic, mechanical, photocopying, recording, or otherwise, without prior permission of Goondir Health Services.

We commissioned **PLANDIT** Pty Ltd in the development of the Goondir Report Card 2025-26

ABN: 17 678 811 044

Key Achievements



Floyd Leedie AM

Goondir CEO, Floyd Leedie AM was appointed a Member of the Order of Australia (AM) in the 2026 Australia Day Honours for significant service to Indigenous health in Queensland.

Adjunct Professor

Mr Floyd Leedie AM holds an Adjunct Professor position at The University of Queensland, recognising his expertise and contribution to Indigenous health, virtual care and community-based health research.

Scan to Watch the ToS Video



New Oakey Primary Health Centre

Goondir Health Services secured $2.9 million in Australian Government funding for the new Oakey Primary Health Centre, with a further $300,000 and land contributed by Goondir.

Goondir appointed Struxi to deliver the new centre, with the Turning of the Sod (ToS) Ceremony held on 21 January 2026. This important investment will provide the Oakey community with a modern, purpose-built facility offering culturally safe primary healthcare and community services.



Georgia Stockwell

(GHS Dalby Receptionist) was nominated for Excellence in Customer Service at the Dalby Chamber of Commerce Awards.



Dr Hnin Wynn (Centre) presented at the ARF/RHD Communities of Practice (NACCHO conference)

Challenges

Workforce Recruitment and Retention

Recruiting and retaining skilled workforce and Aboriginal and Torres Strait Islander staff remains challenging and affects workforce capacity and service continuity.

St George Men's Wellness Program

Difficulty recruiting and retaining Indigenous artists and facilitators in St George has affected participation and consistent program delivery.

Service region info

25.5%
One parent ATSI families
vs 8.5% one parent non-Indigenous families

Total Population
42,245

Total land area KM^2
72,033

12.9% ATSI 15 to 64 yrs unemployment rate
vs 3.8% non-Indigenous unemployment rate

47%
ATSI persons at school or studying
vs 39% non-Indigenous persons at school or studying

35.6% ATSI Children in jobless families
vs 9.8% non-Indigenous children

4,136 GHS Clients

2,000 Male

2,136 Female

Top 5 Chronic Conditions

- **749** ASTHMA
- **353** ARTHRITIS
- **591** MENTAL HEALTH
- **174** HEART DISEASE
- **289** DIABETES

Our Impact

For our CLIENTS

4,032 Clients supported

56,560 Episodes of care delivered

76,732 Total client contacts

151 Service providers

$631,689 PIP income

1,728 715 Health checks

$2,097,895 MBS claims ($)

6,816 Health screenings conducted

46,763 Face to face consults

39,563 MBS claims

22 out of 27 nKPIs met across State & Nat'l

For mob with CHRONIC conditions

1807 GPCCMP & GPMP (GP Chronic Condition & GP Management Plan)

1,299 ITC referrals

2,000 SEWB services

Men's WELLNESS

1,799 St George men's program attendance

80 Antenatal care (MGP midwife)

For our MUMS & BUBS

For our ELDERS

11,262 Home support services

1,275 Activities conducted

3,249 Improved social connectedness

Through VIRTUAL Care

6,258 Virtual health support services

14,606 Big Buddy attendances

For our YOUNG fellas

DALBY

Clinic Mob

1,591 Total Clients

1,292 ATSI Clients

81.2% % of ATSI Clients

State **23** out of 27 **22** National nKPIs met

52 Total Providers

624 715 Checks

$191,323 715 Claims ($)

31,324 Episodes of Care

1,523 Clinic Contacts (Allied Health)

15,566 Investigations

2,053 Total Health Screenings

$280,954 PIP Income (YTD)

OAKEY

783 Total Clients

637 ATSI Clients

81.4% % of ATSI Clients

State **16** out of 27 **19** National nKPIs met

27 Total Providers

272 715 Checks

$93,620 715 Claims ($)

7,488 Episodes of Care

181 Clinic Contacts (Allied Health)

1,505 Total Health Screenings

5,595 Investigations

$120,995 PIP Income (YTD)

ST GEORGE

783 Total Clients

597 ATSI Clients

76.2% % of ATSI Clients

State **20** out of 27 **21** National
nKPIs met

28 Total Providers

213 715 Checks

$93,463 715 Claims ($)

7,068 Episodes of Care

1,536 Clinic Contacts (Allied Health)

1,562 Total Health Screenings

4,656 Investigations

$83,935 PIP Income (YTD)

CHINCHILLA

659 Total Clients

610 ATSI Clients

92.6% % of ATSI Clients

State **23** out of 27 **22** National
nKPIs met

31 Total Providers

361 715 Checks

$75,398 715 Claims ($)

9,396 Episodes of Care

345 Clinic Contacts (Allied Health)

1,696 Total Health Screenings

6,183 Investigations

$145,8058 PIP Income (YTD)

GOONDIR VISITING ALLIED & SPECIALIST HEALTH SERVICES

- Australian Hearing Paediatric Program
- Bone Bus
- Cardiac Services & Sonography
- Cardiologist
- Child & Youth Mental Health Nurse
- Chiropractor
- Chronic Disease Nurse
- Clean Slate Detox Program
- CTG Dietitian
- CTG Podiatrist
- Diabetic Specialist / Endocrinologist
- Diabetic Educator
- Dietitian
- Endocrinologist / General Physician
- Exercise Physiologist
- Gynaecologist
- Occupational Therapist
- Ophthalmologist
- Optometrist
- Oral Health
- Paediatrician
- Physiotherapist
- Podiatrist
- Psychiatrist (Adult & Child)
- Psychologist
- Respiratory Physician (IROC) – Adult & Paediatric
- Speech Pathologist
- St John's Eye Van
- DALBY
- OAKEY
- ST GEORGE
- CHINCHILLA
- Telehealth

MOBILE MEDICAL CLINIC (MMC)

17 MoUs

352 Total Referrals made

329 715 Health Check

17 Total Schools Visited

National Key Performance Indicators

	nKPI	Description	Nat'l	GHS	Dalby	Oakey	St Geo	Chinch
MATERNAL AND CHILD HEALTH	PI 01	Birth weight recorded	76%	92%	100%	67%	100%	100%
	PI 02	Low birthweight	13%	11%	10%	0%	0%	40%
	PI 03A	Health Check - Child (0-14)	37%	51%	59%	35%	43%	49%
	PI 11	% of A&TSI mothers who smoke	43%	97%	100%	100%	100%	80%
	PI 13	Antenatal Care w/13 weeks	50%	55%	60%	0%	0%	75%
PREVENTATIVE HEALTH	PI 03B	Health Check - Adult (15+)	38%	76%	83%	64%	71%	80%
	PI 09	Smoking status recorded	75%	95%	95%	93%	98%	92%
	PI 10	% of A&TSI patients who are smokers	47%	41%	38%	47%	38%	44%
	PI 12	Overweight or Obese	48%	75%	74%	75%	74%	77%
	PI 14	Fluvax rate 50+	22%	21%	19%	27%	24%	21%
	PI 16	Alcohol status recorded	61%	89%	89%	88%	92%	89%
	PI 17	Audit C >=4 Males >=3 Females	39%	62%	48%	63%	76%	56%
	PI 20	CVD Assessment all risks recorded	55%	68%	73%	63%	63%	72%
	PI 21	CVD Assessment - High risk	35%	22%	22%	17%	18%	34%
	PI 22	Cervical Screening last 5 years	49%	57%	64%	56%	47%	61%
CHRONIC DISEASE MANAGEMENT	PI 05	HbA1c Recorded (6 months)	42%	58%	56%	48%	67%	71%
	PI 05	HbA1c Recorded (12 months)	69%	77%	80%	72%	84%	78%
	PI 06	HbA1c Result <= 53 mmol (6 months)	42%	56%	54%	65%	61%	49%
	PI 06	HbA1c Result <=53 mmol (12 months)	50%	57%	55%	69%	57%	51%
	PI 07	Chronic Disease Management Plan	55%	58%	65%	26%	72%	67%
	PI 18A	Kidney Function Test - Diabetes Type II	68%	78%	82%	72%	80%	83%
	PI 18B	Kidney Function Test - Heart Disease	68%	73%	74%	71%	74%	87%
	PI 19	ACR Result <2.5m 3f (Diab)	24%	63%	58%	56%	63%	74%
	PI 19	eGFR Result less than "60" (CVD)	61%	25%	62%	47%	63%	68%
	PI 23	Blood Pressure recorded	67%	76%	79%	74%	74%	87%
	PI 24	Blood Pressure <= 130/80	69%	70%	71%	78%	78%	58%
	PI 26	% of Ear Checks Completed	50%	06%	04%	08%	09%	06%

RETIRED INDICATORS

PI04	Child Immunisation (24-36 month)
PI08	Team Care arrangement MBS item 723
PI15	Immunised against influenza – clients with Type II diabetes or COPD
PI17	AUDIT-C result

Goondir nKPI Dashboard

Goondir is **ABOVE** National benchmarks in **22** of 27 nKPIs

Goondir is **ABOVE** State benchmarks in **22** of 27 nKPIs

ANTENATAL

PI 01 - Birth Weight Recorded
92% State: 73% (+19%) National: 76% (+16%)

PI 02 - Birth Weight Low
11% State: 8% (+3%) National: 13% (-2%)

PI 13 - Early Antenatal Care
55% State: 30% (+25%) National: 50% (+5%)

PI 11 - % Mothers Smokers
97% State: 49% (+48%) National: 43% (+54%)

CHILD HEALTH

PI 03A - Health Check 0-14
51% State: 45% (+6%) National: 37% (+14%)

Added 2024

PI 26 - Ear Checks
6% State: 37% (-31%) National: 50% (-44%)

DIABETES CARE & OUTCOMES

PI 05B - HbA1c Recorded (12m)
77% State: 69% (+8%) National: 69% (+8%)

PI 06 - HbA1c Good (12m)
57% State: 41% (+16%) National: 50% (+7%)

PI 07 - CDMP
58% State: 63% (-5%) National: 55% (+3%)

PI 18A - Kidney Function Test
77% State: 70% (+7%) National: 68% (+9%)

PI 19A - Kidney Result Test
14% State: 18% (-4%) National: 24% (-10%)

PI 23 - BP Record
76% State: 72% (+4%) National: 67% (+9%)

PI 05 - HbA1c Recorded (6m)
58% State: 54% (+4%) National: 42% (+16%)

PI 06 - HbA1c Good (6m)
56% State: 40% (+16%) National: 42% (+14%)

PI 24 - BP Result Good
70% State: 37% (33%) National: 69% (+1%)

SMOKING & ALCOHOL

PI 16 - Alcohol Status Recorded
89% State: 74% (+15%) National: 61% (+28%)

PI 09 - Smoking Status Recorded
95% State: 92% (+3%) National: 75% (+20%)

PI 10 % Smokers
41% State: 47% (-6%) National: 47% (-6%)

CVD Care & Outcomes

PI 18B - CVD Test
73% State: 63% (+10%) National: 68% (+5%)

PI 19B - CVD Test Result
61% State: 24% (+37%) National: 25% (+36%)

PI 20 - CVD Risk Measures
68% State: 49% (+19%) National: 55% (+13%)

PI 21 - CVD High Risk
22% State: 13% (+9%) National: 35% (-13%)

General Preventive

PI 03B Health Check - Adult 15+
76% State: 67% (+9%) National: 38% (+38%)

PI 12 - Overweight or Obese
75% State: 77% (-2%) National: 48% (+27%)

PI 17 Audit C
62% State: 39% (+23%) National: 40% (+22%)

PI 14 - FluVax Rate 50 +
21% State: 41% (-20%) National: 22% (-1%)

PI 22 - Cervical Screening 2 yrs
57% State: 26% (+31%) National: 49% (+8%)

KEY AREAS FOR IMPROVEMENT

PI 14 – FluVax: people aged 50+
Goondir achieved 21%,
compared with 41% statewide & 22% nationally.

PI 26 – Ear Health Checks
Goondir achieved 6%,
compared with 37% statewide & 50% nationally.

715 – Health Checks
Health Checks decreased by 23.1%,
from 1,870 last year to 1,438.

SEWB – Mental Health Treatment Plans
Goondir recorded 153 claims against a target of 540, achieving 28.3%.

Oral Health

DALBY

6,583
Completed Treatments

1,566
ATSI patients (booked)

1,195
Concession card holders (booked)

Non-Goondir Patients
534
Concession card holders (booked)

808
Non-Concession card holders (booked)

24
students hosted annually

ST GEORGE

4,264
Completed Treatments

471
ATSI patients (booked)

190
Non-Concession card holders (booked)

218
Concession card holders (booked)

Non-Goondir Patients
155
Concession card holders (booked)

16
students hosted annually

133
Private patients for emergencies only

Clinical Programs

Virtual Health Services

6,258 Total Support Services provided

3,429 DALBY

580 ST GEORGE

1,223 OAKEY

1,026 CHINCHILLA

2,243
Total Chronic Disease clients

30
Total VHS Devices Rolled-out

1,388
Total no of Admin Work/ Meetings

ARF/RHD

1.4 FTE
Funded workforce

23
Active clients with ARF/RHD

226
Skin infections diagnosed

57.1% RHD ECHO in 2025-26

56.5%
Cardiology review

60.9%
clients with 715 checks

SOCIAL & EMOTIONAL WELLBEING (SEWB)

31,095
Total Clients Serviced by SEWB Group

4,041
Total Referrals

1,333
Total Episodes of Care

SEWB SERVICE GROUPS

- Mental Health Integration
- CPSP*
- Suicide Prevention
- Drug & Alcohol
- WQPHN
- NIAA

*Commonwealth Psychosocial Support Program



GROWING DEADLY FAMILIES

80 Women received antenatal care from MGP midwife

19 Women received postnatal care from MGP midwife

55 Babies born during 2025-26

98% Received More Than Five Antenatal Visits

100% of women received syphilis screening during pregnancy

The **Welcome Baby** (Birth Registration) Project was successfully delivered across all four Goondir Health Services sites

Our Programs



BIG BUDDY

14,606 Total Clients Attended

2,080 Total Activities Held

66 Scholarships & Mentoring

879 Total Referrals Received

KEY ACTIVITIES DELIVERED IN 2025-26

- Community meetings/ Planning groups
- Events
- After school/ Vacation activities
- Craft
- Trips
- Socialising
- Technology
- Exercise
- Games
- Cooking/ Food
- Stakeholder Engagement
- Luncheon/ Morning tea/ Dinners
- Individual Sessions
- Education/ Health Literacy

HEALTHY Body & Mind

1,092 Individuals Reached

35 Deliveries

772 Households Registered

60 Distribution Days

COMMONWEALTH HOME SUPPORT PROGRAM (CHSP)

SERVICES PROVIDED

Home Maintenance **1364 Hrs**

Nursing **586 Hrs**

Domestic Assistance **1274 Hrs**

Social Support Individual **1260 Hrs**

Social Support Group **4202 Hrs**

1071 Meals

Transport **1504 TRIPS**

139 ATSI **CLIENTS** **41** Non ATSI

ELDER CARE SUPPORT

200 Total Clients

155 Indigenous Clients

45 Non-Indigenous Clients

ACTIVITIES HELD

- Socialisation
- Mobility
- Empowerment
- Lifestyle
- Inclusion

SENIOR ISOLATION

3,249 number of social connectedness

ATSI **2,757**

Non-ATSI **492**

SERVICE USERS BY AGE

2,679 51-74 YRS **570** 75+ YRS



MEN'S WELLNESS

766 Total cuts by Wunna Yarn Wunna Cut

567 Total Mentorship & Skill Development

242 Art Studio Workshops

121 Physical Activities

93 Total Cultural Development Program

41 Artifacts & Paintings Produced

Partnerships

124 Partnerships, collaborations and service relationships supporting community health and wellbeing

31 Corporate Partners

21 Clinical Services

16 Allied Health

10 Research Partners

17 Non-Clinical Programs

17 St George CWBC

7 Work Experience

5 Clinical Programs

Quality Systems

As we reflect on the past year, we are guided by **our 8 Points of Truth**, which serve as the foundational pillars of our operations and commitment to the community.

- Communicare
- Visual Care
- Xero
- Employment Hero
- Program Central Management System
- Virtual Health System
- LogiQC
- Microsoft Emails

STAFFING



Our Staff

51.4% ATSI

48.6% Non-ATSI

57 ATSI staff

54 Non-ATSI staff



Compliance Register

184 Total reports lodged

160 Lodged on time

24 Lodged late (with extension granted)

Diverse Funding Support

16

Funding bodies contributed to our success

Reporting & Compliance Performance

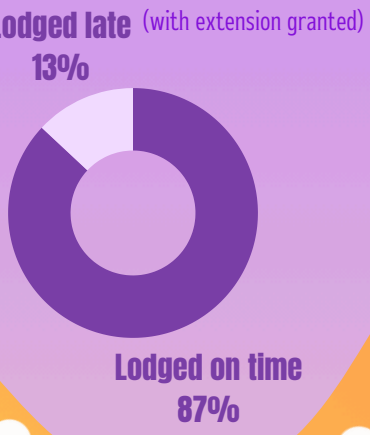

Funding Submissions

	%	QTY	Amt Sought	Amt Received
Funding Applications successful	65%	11	$ 1,546,195.33	$1,546,195.33
Funding Applications Decline/ Unsuccessful	24%	4	$807,453.00	-
Funding Applications Pending	12%	2	$14,449,850.00	-

TOTAL SUBMISSIONS

17



Quality Excellence

Report Against Quality Objectives (RAQO)

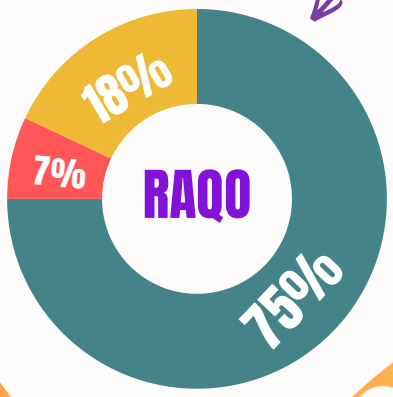

52 Met — Met 120

12 Partially Met — Partially Met 26

5 Unmet — Unmet 11

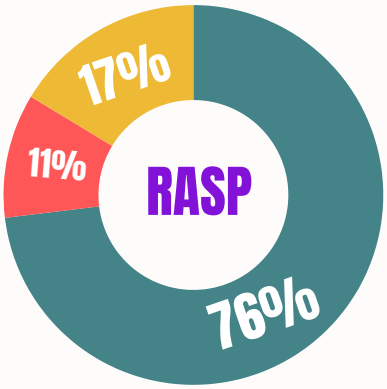

Report Against Strategic Plan (RASP)

Capital Works



OAKEY

Oakey Clinic Construction Grants - WIP **$2.975 M**

$300,000 GHS Contribution

ST GEORGE $531,560

Refurb Construction Grants

IAHP - Service Maintenance Program

Administration Office
26 Wood Street,
Dalby QLD 4405

Dalby Clinic
4 Jimbour Street,
Dalby QLD 4405
Ph: 07 4679 5900
Fax: 07 4669 6071

St George Clinic
127 Victoria Street,
St George QLD 4487
Ph: 07 4625 5040
Fax: 07 4625 5070

Oakey Clinic
110 Campbell Street,
Oakey QLD 4401
Ph: 07 4691 3372
Fax: 07 4691 3926

Chinchilla Clinic
75 Middle Street,
Chinchilla, QLD
Ph: 07 4573 6841

St George CWBC
106-110 Alfred Street,
St George QLD 4487

Mobile Medical Clinic
4 Jimbour Street,
PO Box 559
Dalby QLD 4405
Ph: 0427 000 912

Goondir Programs
51 Mary Street
Dalby QLD 4405
Ph: 07 4662 0291

1800 GOONDIR
(466637)

goondir health services

For permissions,
please contact:
4 Jimbour Street,
Dalby QLD 4405
07 4679 5900
info@goondir.org.au
www.goondir.org.au



Report by:
PLAN DIT.

Copyright © 2026 - Goondir Health Services